

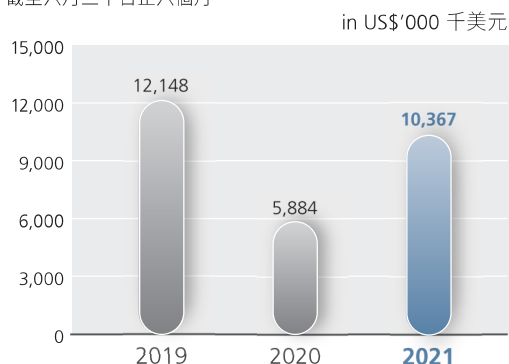
# Financial Highlights

## 財務摘要

		Unaudited six months ended 30 June 未經審核 截至六月三十日止六個月		
		2021 二零二一年 US\$'000 千美元	2020 二零二零年 US\$'000 千美元	Change 變動
Revenue	收益	196,085	173,936	12.7%
Gross profit	毛利	38,022	30,827	23.3%
Profit for the period	期內溢利	10,382	5,894	76.1%
Profit attributable to owners of the Company	本公司擁有人應佔溢利	10,367	5,884	76.2%
Basic earnings per share	每股基本盈利	0.68 US cents 美仙	0.39 US cents 美仙	
Diluted earnings per share	每股攤薄盈利	0.68 US cents 美仙	0.39 US cents 美仙	
Interim dividend proposed per share	擬派每股中期股息	0.272 US cents 美仙	0.194 US cents 美仙	
Total dividends paid and proposed per share	已付及擬派每股股息總額	0.272 US cents 美仙	0.194 US cents 美仙	

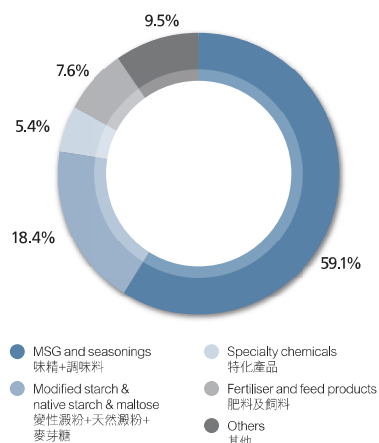
### PROFIT ATTRIBUTABLE TO OWNERS OF THE COMPANY 本公司擁有人應佔溢利

Six months ended 30 June  
截至六月三十日止六個月



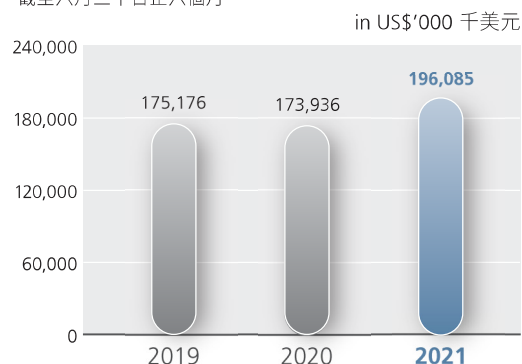
### REVENUE BY PRODUCTS 按產品分類之收益

Six months ended 30 June 2021  
截至二零二一年六月三十日止六個月



### REVENUE 收益

Six months ended 30 June  
截至六月三十日止六個月



### REVENUE BY GEOGRAPHIC LOCATION 按地區分類之收益

Six months ended 30 June 2021  
截至二零二一年六月三十日止六個月

